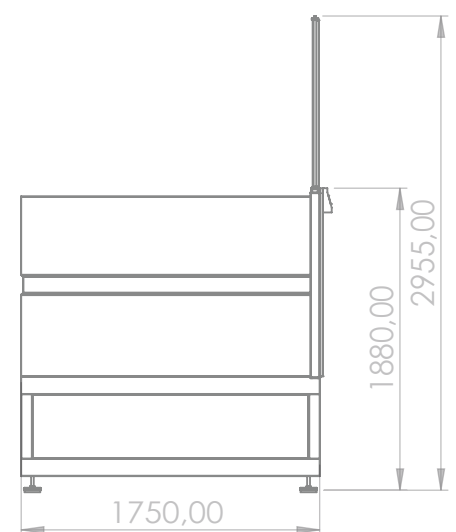
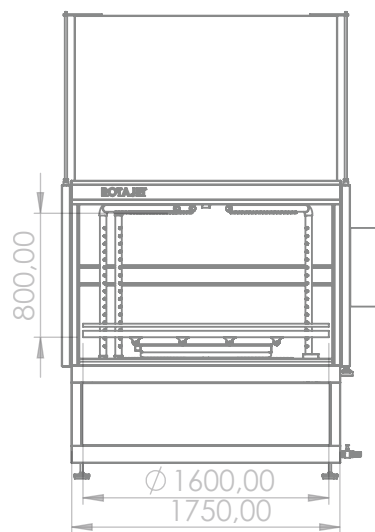
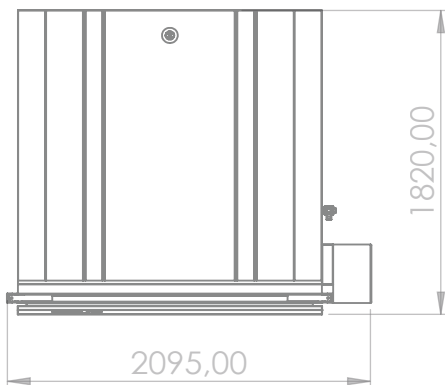


## RJFL1750 - Front Loading Spray Washer

The RJFL1750 is a simple, no-nonsense solution for cleaning parts or components up to the diameter of 1650mm. This machine is fitted with a driven basket which rotates the item around 360° to ensure complete coverage and an even cleaning quality.

This powerful spray washer is manufactured from 304 stainless steel and is fitted with digital temperature controls, digital timers, low water protection and interlocked lid.

To protect your machine, coarse filtration is fitted as standard, removing any large particles prior to the wash liquor being recirculated.



Parameters	RJFL1750
Basket Diameter (mm)	1650
Payload Height (mm)	800
Payload Weight (kilos)	750
Tank Capacity (litres)	300
Pump Pressure (bar)	9.0
Pump Power (kW)	6.6 (2.2x3)
Heater (kW)	15
Electric (V/Phase)	220-380-415/3
Timer (min)	0-30
Thermostat (oC)	0-90
External Loading	Yes
Driven Basket	Yes
Oil Skimmer	Yes
Low Water Protection and Automatic Fill	Yes
Material of Construction	304ss
Packaging Size and Weight	(2200x1900x2000) 800 kilos

## Benefits of the RJFL1750

Our parts washers deliver high pressure wash liquor through an automated cycle ensuring complete coverage of the component.

We provide a full range of washers designed for a range of specified industry applications. If you are in doubt of the right machine for you, do not hesitate to get in touch with our technical advisors who can give individual advice.

All of our machines have automatic cycles so that the process requires minimum operator involvement.

This frees your operator to undertake other duties, adding value to your business.

The combination of speciality chemicals, mechanical design and regular servicing ensures your machine provides the optimum cleaning performance for each cycle.

